

MARKET

STATS AT A GLANCE

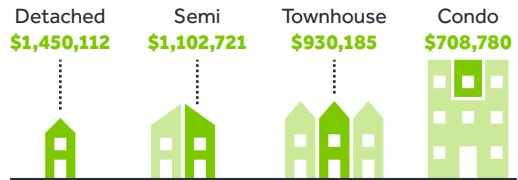


OCTOBER 2023 [10]

[가격]
AVERAGE SELLING PRICE

\$1,125,928


3.5% more than
Oct. '22 (**\$1,087,590**)



[]
HOME SALES

4,646

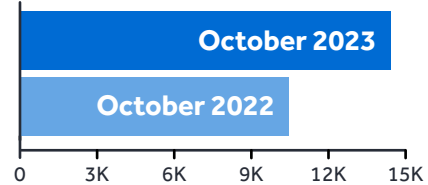
5.8% less than
Oct. '22 (**4,930**)



[]
NEW LISTINGS

14,397

38% more than
Oct. '22 (**10,433**)



[(SNLR)]
SALES-TO-NEW-LISTINGS RATIO

Oct. 2023: $(4,646 \div 14,397) \times 100 =$

Oct. 2022: $(4,930 \div 10,433) \times 100 =$

32%
47%

**NEW LISTINGS
SOLD**

60% : Seller's Market
40-60% : Balanced Market
40% : Buyer's Market